



# PTACC RECOMMENDED CORE MEASURES FOR FIVE PRE-ARREST DIVERSION FRAMEWORKS\*


FRAMEWORK/ TARGET POPULATION	LAW ENFORCEMENT	TREATMENT OR SERVICES	COMMUNITY
<b>Self-Referral •</b> Individual initiates contact with law enforcement for a treatment referral (without fear of arrest), preferable a warm handoff to treatment.  <b>TP: Severe SUD, MI</b>	<ul style="list-style-type: none"> <li>• % referrals that are racial and minority representation</li> <li>• Number of districts/agencies making referrals</li> <li>• % of districts/agencies making referrals</li> <li>• Number of referrals per officer</li> <li>• % of referrals per officer</li> <li>• Number of officers making referrals</li> </ul>	<ul style="list-style-type: none"> <li>• Racial and minority representation</li> <li>• Assessment Rate</li> <li>• Initiation Rate</li> <li>• Engagement Rate</li> <li>• Level of functioning</li> <li>• Housing stability</li> <li>• Employment stability</li> </ul>	<ul style="list-style-type: none"> <li>• Racial and minority representation</li> <li>• % of jail population with Mod/Sev SUD or MI</li> <li>• LE/Community relationship</li> <li>• Reductions in jail admissions</li> </ul>
<b>Active Outreach •</b> Law enforcement initially IDs or seeks individuals; a warm handoff is made to treatment provider, who engages them in treatment.  <b>TP: Mod/Severe SUD, MI</b>	<ul style="list-style-type: none"> <li>• % referrals that are racial and minority representation</li> <li>• Number of districts/agencies making referrals</li> <li>• % of districts/agencies making referrals</li> <li>• Number of officers making referrals</li> <li>• Number of referrals per officer</li> <li>• % of referrals per officer</li> </ul>	<ul style="list-style-type: none"> <li>• Racial and minority representation</li> <li>• Assessment Rate</li> <li>• Initiation Rate</li> <li>• Engagement Rate</li> <li>• Level of functioning</li> <li>• Housing stability</li> <li>• Employment stability</li> </ul>	<ul style="list-style-type: none"> <li>• Racial and minority representation</li> <li>• % of jail population with Mod/Sev SUD or MI</li> <li>• LE/Community relationship</li> <li>• Reductions in jail admissions</li> </ul>
<b>Naloxone Plus (Supplemental Handout) •</b> Engagement with treatment as part of an overdose response or a severe substance use disorder at acute risk for opioid overdose.  <b>TP: severe opioid SUDs/Opioid OD</b>	<ul style="list-style-type: none"> <li>• % referrals that are racial and minority representation</li> <li>• Number of districts/agencies making referrals</li> <li>• % of districts/agencies making referrals</li> <li>• Number of referrals per officer</li> <li>• % of referrals per officer</li> <li>• Number of Times Officers Use Naloxone</li> </ul>	<ul style="list-style-type: none"> <li>• Racial and minority representation</li> <li>• According to needs:                             <ul style="list-style-type: none"> <li>- Housing stability</li> <li>- Employment stability</li> <li>- Drug use reduction</li> <li>- Level of functioning</li> </ul> </li> </ul>	<ul style="list-style-type: none"> <li>• Racial and minority representation</li> <li>• Naloxone kits dispersed</li> <li>• Number of subsequent referrals</li> <li>• Number of fatal overdoses</li> </ul>
<b>Officer Prevention Referral •</b> Law enforcement initiates treatment engagement; no charges are filed.  <b>TP: drug arrestees, drug-related behaviors, or public disorder crimes occurring in non-justice settings, MI encounters - crisis, serious and non-crisis</b>	<ul style="list-style-type: none"> <li>• % referrals that are racial and minority representation</li> <li>• Number of districts/agencies making referrals</li> <li>• % of districts/agencies making referrals</li> <li>• Number of referrals per officer</li> <li>• % of referrals per officer</li> <li>• Number of officers making referrals</li> </ul>	<ul style="list-style-type: none"> <li>• Racial and minority representation</li> <li>• Initiation Rate</li> <li>• Engagement Rate</li> <li>• BH needs</li> <li>• Completion Rates</li> </ul>	<ul style="list-style-type: none"> <li>• Racial and minority representation</li> <li>• Number of ED visits</li> <li>• Reduction in jail admissions</li> <li>• Police/community relationship</li> </ul>
<b>Officer Intervention Referral •</b> Law enforcement initiates treatment engagement; <u>charges are held in abeyance or citations issued</u> , with requirement for completion of treatment and/or social service plan.  <b>TP: MI or SUD</b>	<ul style="list-style-type: none"> <li>• % referrals that are racial and minority representation</li> <li>• Number of districts/agencies making referrals</li> <li>• % of districts/agencies making referrals</li> <li>• Number of referrals per officer</li> <li>• % of referrals per officer</li> <li>• Number of officers making referrals</li> </ul>	<ul style="list-style-type: none"> <li>• Racial and minority representation</li> <li>• Initiation Rate</li> <li>• Engagement Rate</li> <li>• BH needs</li> <li>• Completion Rates</li> </ul>	<ul style="list-style-type: none"> <li>• Racial and minority representation</li> <li>• Number of ED visits</li> <li>• Reduction in jail admissions</li> <li>• LE/community relationship</li> </ul>



 LAW ENFORCEMENT	HOW TO MEASURE THIS
% of Referrals of racial and minority representation	% referrals that are racial and minority representation
Number of districts/agencies making referrals	Number of district/agencies that make referrals based on all agencies in the area
% of districts/agencies making referrals	Proportion of district/agencies that make referrals based on all agencies in the area
Number of referrals per officer	Number of referrals that each officer is involved in based on all contacts
% of referrals per officer	Proportion of referrals that each officer is involved in based on all contacts
Number of officers making referrals	Number of individual officers that make referrals (capture through tickets or warnings)
Officers' Use of Naloxone	Number of times an officer uses naloxone



 <b>TREATMENT</b>	<b>HOW TO MEASURE THIS</b>
Racial and minority representation	% of referrals that are from racial and/or minority status
Assessment Rate	Proportion of Individuals that are referred for treatment that are assessed
Initiation Rate	Proportion of individuals that begin treatment within 14 days of the assessment
Engagement Rate	Proportion of individuals that participate in 2 treatment sessions within 30 days
MI Functioning	Proportion of individuals that have reduced symptoms
Housing Stability	Proportion of individuals that do not move housing in 90 days
Employment Stability	Proportion of individuals that are employed in 90 days
Drug use reduction	Proportion of individuals that are not using drugs in 90 days or proportion of individuals that reduce the frequency of use
BH Needs	Proportion of individuals that receive behavioral health services
Completion Rates	Proportion of individuals that complete each phase of the treatment regimen
Recovery Management Rates	Proportion of individuals that are participating in recovery management

 <b>COMMUNITY</b>	<b>HOW TO MEASURE THIS</b>
Racial and minority representation	% of referrals that are from racial and/or minority status
% of jail population with Mod/Sev SUD	Proportion of the jail population that has SUD
LE/Community relationship	Use of community surveys (more complicated)
Reductions in jail admissions	Change in jail admissions as reflected by the number of jail admissions from one year to the next
Naloxone kits dispersed	Number of naloxone kits dispersed
Number of subsequent reversals	Number of subsequent reversals
Number of fatal overdoses	Number of fatal overdoses
Number of ER visits for OD	Number of ER visits for OD or proportion of ER visits that involve OD

<b>DIVERSITY AND INCLUSION</b>	<b>HOW TO MEASURE THIS</b>
Community Engagement #1	Number of community/citizen/resident PAD meetings (not directly related to a PAD participant, with a PAD participant, or about PAD case management) convened/attended annually
Community Engagement #2	Average community attendance (non-PAD staff/agencies/organizations) attendance per meeting (Community Engagement #1)
Training on Diversity, Inclusion and Equity	Number of trainings and/or education sessions provided across the PAD organizations on diversity, inclusion, equity, and racial disparity (NOTE: All partners P + T + C + Research are to be counted) year (with date of last training noted)

To learn more about PTACC, contact Jac Charlier, Executive Director  
 at the Center for Health and Justice at TASC,  
 at [jcharlier@tasc.org](mailto:jcharlier@tasc.org) or 312.573.8302

